


Controllers

USER MANUAL EU-265

EN



WWW.TECHSTEROWNIKI.PL



Declaration of Conformity No. 102/2013

Hereby, we declare under sole responsibility that the **EU-265** 230V 50Hz thermoregulator manufactured by TECH, headquartered in Wieprz 1047A, 34-122 Wieprz, is compliant with the Regulation by the Ministry of Economy. (Journal of Laws Dz.U. 155 Item 1089) of July 21, 2007 implementing provisions of the Low Voltage Directive (**LVD**) **2006/95/EC** of January 16, 2007.

The **EU-265** controller has been tested for electromagnetic compatibility (EMC) with optimal loads applied.

For compliance assessment, harmonized standards were used:

PN-EN 60730-2-9:2011, PN-EN 60730-1:2012,

Product marked CE: 06/2013


PAWEŁ JURA


JANUSZ MASTER

WŁAŚCICIELE TECH SP.J.



**THE DEVICE MAY BE DAMAGED
IF STRUCK BY A LIGHTNING.
MAKE SURE IT IS UNPLUGGED
DURING STORMS**



High voltage!

**Make sure the regulator is disconnected
from the mains before working
on the power supply**

(cable connections, device installation, etc.)!

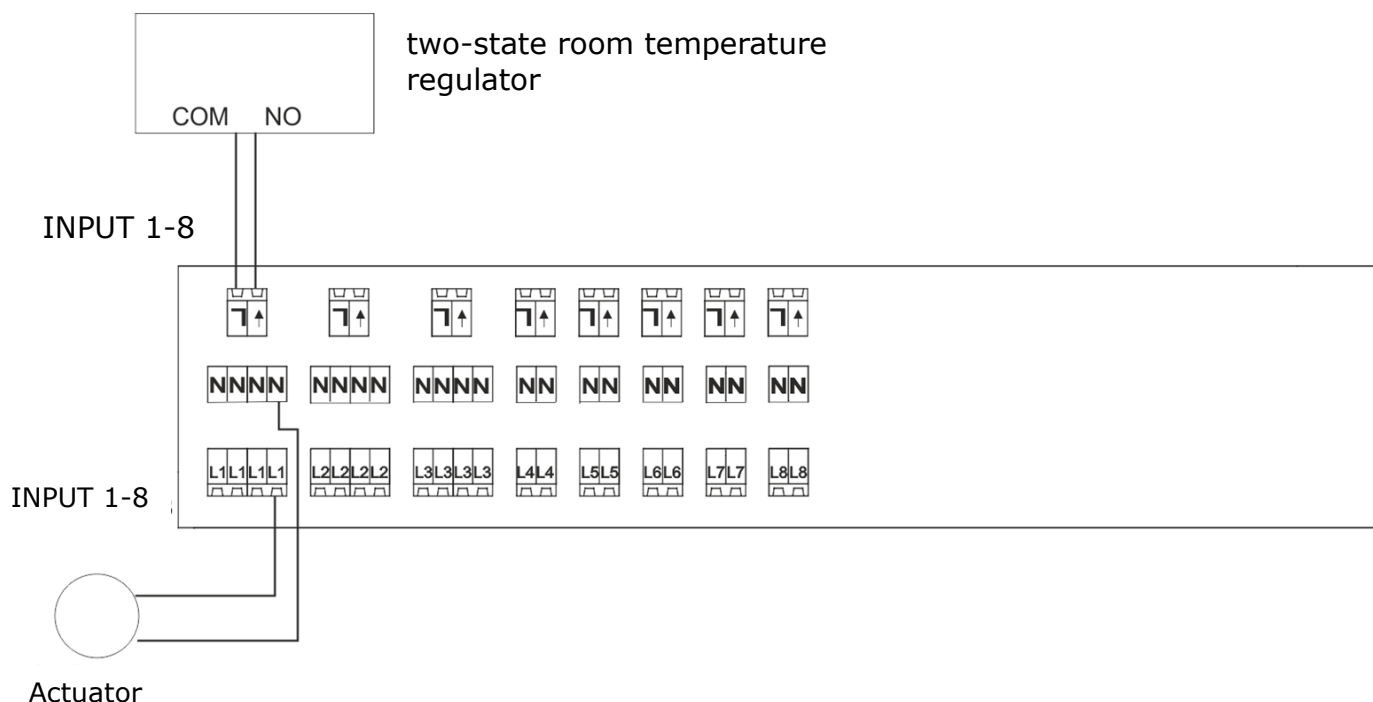
**All connection works must only be carried
out by qualified electricians.**

**Before activating the controller,
measure the motor resetting efficiency
and inspect wire insulation.**

Description

ST-265 regulator is intended for controlling thermostatic actuators on the basis of the signal sent by the room temperature regulators.

The controller can manage up to 22 thermostatic actuators via 8 two-state room temperature regulators.

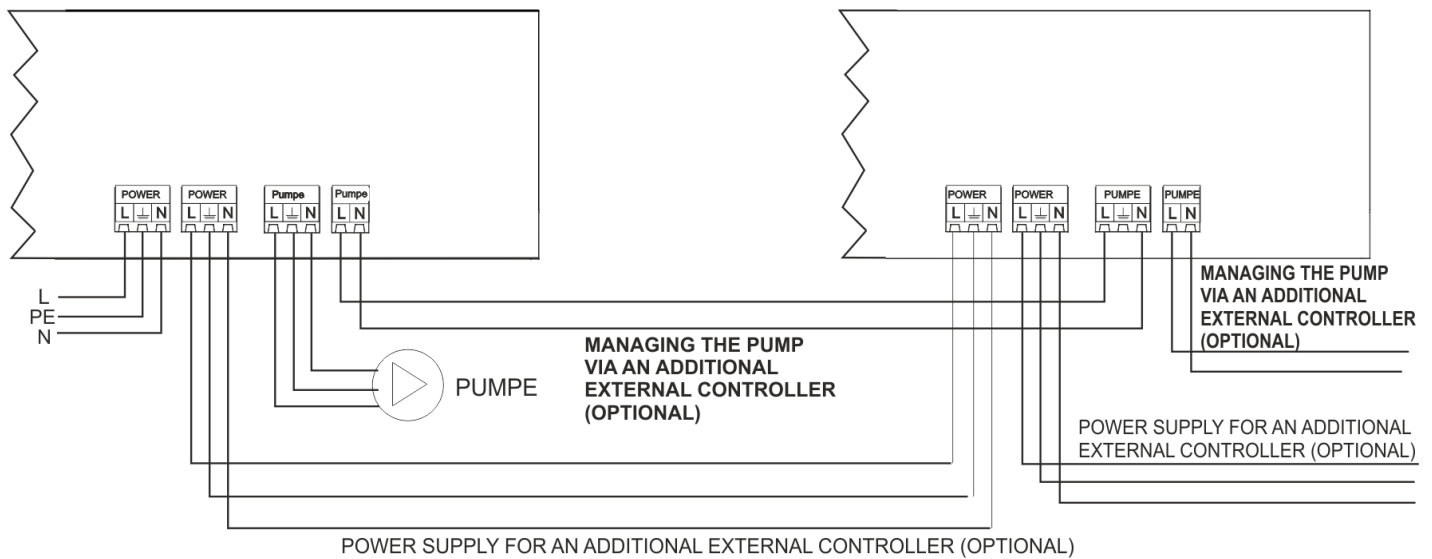


The wiring diagram above illustrates how the room temperature regulators and the actuators should be connected.

EU-265 external controller may also provide power supply for another independent external controller which manages other valves.

The external controllers may be connected in such a way as to control one pump. The pump will be activated when any of the room temperature regulators signalises insufficient temperature.

The following wiring diagram illustrates how several external controllers should be connected.



Fuse

The regulator has a WT 3,15A tube fuse-link protecting the network.

Caution: Higher amperage fuse should not be used as it may damage the controller.

Maintenance

Before and during the heating season, the EU-265 controller should be checked for condition of its cables. You should also check if the controller is properly mounted and clean it if dusty or dirty.

No.	Specification	Unit	
1	Power supply	V	230V/50Hz +/-10%
2	Ambient temperature	°C	5÷50
3	CH pump output load	A	1
4	Fuse- link	A	3,15


Installation

Caution: The device should be installed by a qualified person! During installation the device **mustn't** be powered! (make sure the plug is disconnected from the power supply!)

Caution: Incorrect connection of the wires may damage the regulator!



*We are committed to protecting the environment. Manufacturing electronic devices imposes an obligation of providing for environmentally safe disposal of used electronic components and devices. Hence, we have been entered into a register kept by the Inspection For Environmental Protection. The crossed-out bin symbol on a product means that the product may not be disposed of to household waste containers. Recycling of wastes helps to protect the environment. The user is obliged to transfer their used equipment to a collection point where all electric and electronic components will be recycled.*elektronicznego.



Controllers

TECH Sp.j.

Wieprz 1047A

34-122 Wieprz

SERWIS

32-652 Bulowice,

Skotnica 120

Tel. +48 33 8759380, +48 33 8705105

+48 33 8751920, +48 33 8704700

Fax. +48 33 8454547

serwis@techsterowniki.pl

Monday - Friday

7:00 - 16:00

Saturday

9:00 - 12:00

WWW.TECHSTEROWNIKI.PL